

Bally

REFRIGERATORS

VALUE LINE

REFRIGERATORS

Utilizing Environmentally Safe, CFC-free R-134a Refrigerant

FRONT BREATHER WORKTOP REFRIGERATORS



SW48-BS-FB

Models

- Model SW27-FB
- Model SW27-BS-FB
- Model SW48-FB
- Model SW48-BS-FB
- Model SW60-FB
- Model SW60-BS-FB
- Model SW72-FB
- Model SW72-BS-FB

Refrigerator

Standard Features

- Unique Field Assembled, Bottom Mounted Ventilation System Designed To Allow Cabinets To Be Flush Against A Wall Or Built Into A Counter To Conserve Space
- Modern, State-of-the Art Styling
- Performance Rated Refrigeration System Utilizing Environmentally Safe R-134a Refrigerant
- Unique Airflow Distribution Keeps Product at Uniformly Constant Temperatures
- Easily Serviceable Back Mounted Compressor
- 2" Non-CFC Polyurethane Foam Insulation
- Spring Loaded, Self Closing Door
- Magnetic Snap-In Gasket
- 3⁵/₈" Casters
- Heavy-Duty, Epoxy-Coated Steel Shelves
- Interior Hanging Thermometer
- Cabinet Construction Consisting of Stainless Steel Front & Top, Aluminum End Panels, Case Back & Interior
- Non-Corrosive, Plasticized Fin Evaporator Coil
- Completely Enclosed, Vented & Removable Case Back
- Automatic, Energy Saving, Non-Electric Condensate Disposal
- 10 ft Cord and Plug Attached

Optional Features & Accessories

- Glass Door Models
- Remote Models-R
- Stainless Steel End Panels-SA Models
- Stainless Steel Interior & Exterior-SS Models
- Electric Condensate
- Additional Shelves
- Single Over Shelf
- Double Over Shelf
- Door Locks

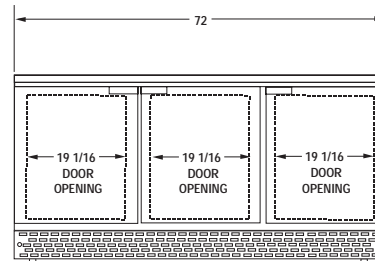
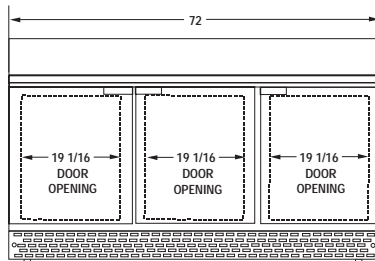
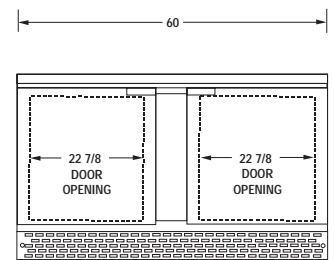
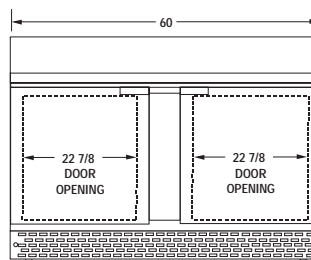
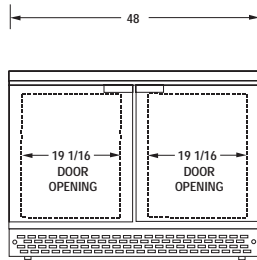
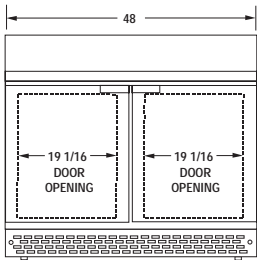
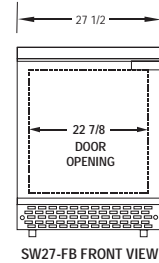
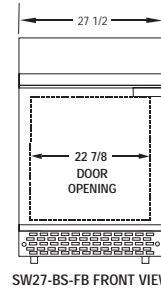
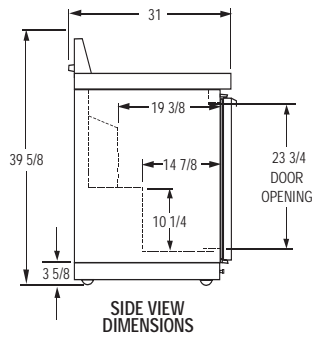
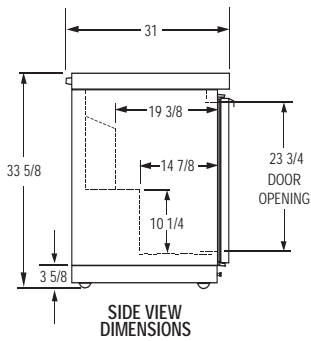




VALUE LINE

REFRIGERATORS

MODEL	CU.FT.	EXT.DIM. (WxDxH)	SHELF AREA	SHELVES	DOORS	HP	VOLTS	AMPS	FANS	SHIP WGHT (lbs)
SW27-FB	7.4	27 ¹ / ₂ x30x33 ⁵ / ₈	3.5	1	1	1/5	115	6.0	2	165
SW27-BS-FB	7.4	27 ¹ / ₂ x30x39 ⁵ / ₈	3.5	1	1	1/5	115	6.0	2	170
SW48-FB	13.4	48x30x33 ⁵ / ₈	6.8	2	2	1/5	115	6.9	3	248
SW48-BS-FB	13.4	48x30x39 ⁵ / ₈	6.8	2	2	1/5	115	6.9	3	258
SW60-FB	17.0	60x30x33 ⁵ / ₈	8.1	2	2	1/4	115	7.8	3	284
SW60-BS-FB	17.0	60x30x39 ⁵ / ₈	8.1	2	2	1/4	115	7.8	3	297
SW72-FB	20.6	72x30x33 ⁵ / ₈	10.2	3	3	1/4	115	8.7	4	318
SW72-BS-FB	20.6	72x30x39 ⁵ / ₈	10.2	3	3	1/4	115	8.7	4	334



A Division of BALMAC International, Inc.

61 Broadway Suite 1900, New York, NY 10006-2701 • (212) 898-9699 Fax: (212) 514-9234 - www.bmil.com

VLSW48BSFB-5/00