

# Bally

## REFRIGERATORS



Utilizing Environmentally Safe, CFC-free R-134a Refrigerant



SW60-24M-FB

### Models Available

- SW27-12M-FB
- SW48-12M-FB
- SW48-18M-FB
- SW60-12M-FB
- SW60-18M-FB
- SW60-24M-FB
- SW72-18M-FB
- SW72-27M-FB
- SW72-30M-FB

## Refrigerator

### FRONT BREATHER MIGHTY TOP SANDWICH UNIT

### Standard Features

- Unique Field Assembled, Bottom Mounted Ventilation System Designed To Allow Cabinets To Be Flush Against A Wall Or Built Into A Counter To Conserve Space
- 10" Deep, Full Length Nylon Cutting Board
- Unique Air Flow Distribution Allows Pan Product To Maintain 33°-41°F Being In Compliance With and Certified Under The New '98 NSF Standard For Preparation Units
- Modern, State-of-the Art Styling
- Performance Rated Refrigeration System Utilizing Environmentally Safe R-134a Refrigerant
- Easily Serviceable Back Mounted Compressor
- 2" Non-CFC Polyurethane Foam Insulation
- Spring Loaded, Self Closing Door
- Magnetic Snap-In Gasket
- 3<sup>5</sup>/<sub>8</sub>" Casters
- Heavy-Duty, Epoxy-Coated Steel Shelves
- Interior Hanging Thermometer
- Cabinet Construction Consisting of Stainless Steel Front & Top, Aluminum End Panels, Case Back & Interior
- Non-Corrosive, Plasticized Fin Evaporator Coil
- Completely Enclosed, Vented & Removable Case Back Automatic, Energy Saving, Non-Electric Condensate Disposal
- 1/6 Size Pans, 4" Deep
- 10 ft Cord and Plug Attached

### Optional Features & Accessories

- Remote Models-R
- Stainless Steel End Panels-SA Models
- Stainless Steel Interior & Exterior-SS Models
- Electric Condensate
- Pan Opening Sizes
- Additional Shelves
- Single Over Shelf
- Double Over Shelf
- Door Locks

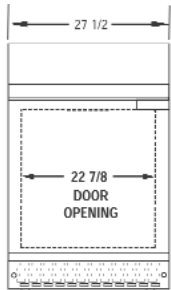




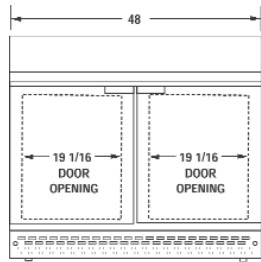
# VALUE LINE

## REFRIGERATORS

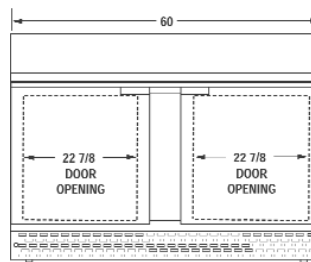
MODEL	CU.FT.	1/6 PANS	EXT.DIM. (WxDxH)	DEPTH (CUT BRD)	SHELF AREA	SHELVES	DOORS	HP	VOLTS	AMPS	FANS	SHIP WGHT (lbs)
SW27-12M-FB	7.4	12	27 <sup>1</sup> / <sub>2</sub> x34x40 <sup>5</sup> / <sub>8</sub>	10	3.5	1	1	1/5	115	6.1	2	188
SW48-12M-FB	13.4	12	48x34x40 <sup>5</sup> / <sub>8</sub>	10	6.8	2	2	1/5	115	7.1	3	282
SW48-18M-FB	13.4	18	48x34x40 <sup>5</sup> / <sub>8</sub>	10	6.8	2	2	1/5	115	7.1	3	285
SW60-12M-FB	17.0	12	60x34x40 <sup>5</sup> / <sub>8</sub>	10	8.1	2	2	1/4	115	7.6	3	319
SW60-18M-FB	17.0	18	60x34x40 <sup>5</sup> / <sub>8</sub>	10	8.1	2	2	1/4	115	7.6	3	322
SW60-24M-FB	17.0	24	60x34x40 <sup>5</sup> / <sub>8</sub>	10	8.1	2	2	1/4	115	7.6	3	330
SW72-18M-FB	20.6	18	72x34x40 <sup>5</sup> / <sub>8</sub>	10	10.2	3	3	1/4	115	8.6	4	398
SW72-27M-FB	20.6	27	72x34x40 <sup>5</sup> / <sub>8</sub>	10	10.2	3	3	1/4	115	8.6	4	414
SW72-30M-FB	20.6	30	72x34x40 <sup>5</sup> / <sub>8</sub>	10	10.2	3	3	1/4	115	8.6	4	420



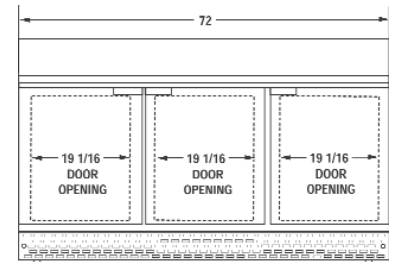
SW27-12M-FB FRONT VIEW



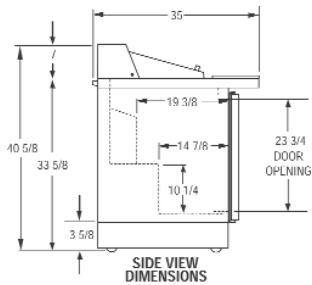
SW48-12M, 18M-FB FRONT VIEW



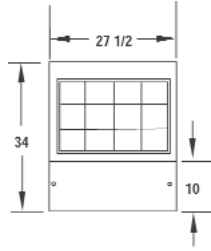
SW60-12M, 18M, 24M-FB FRONT VIEW



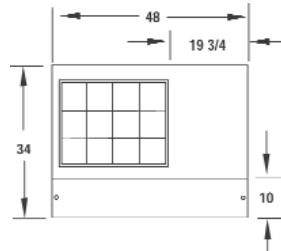
SW72-18M, 27M, 30M-FB FRONT VIEW



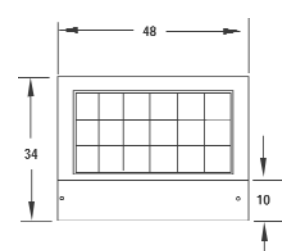
SIDE VIEW DIMENSIONS



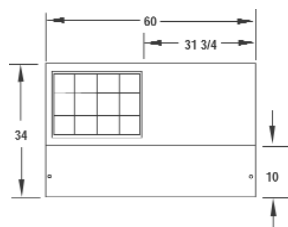
SW27-12M-FB



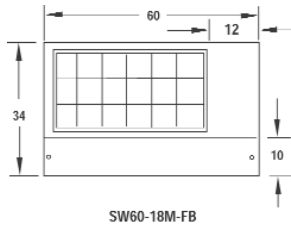
SW48-12M-FB



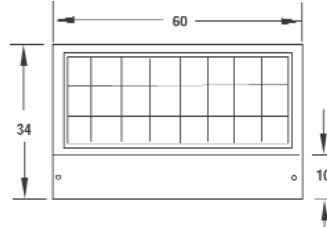
SW48-18M-FB



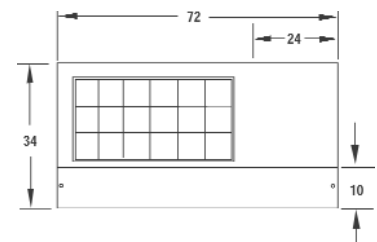
SW60-12M-FB



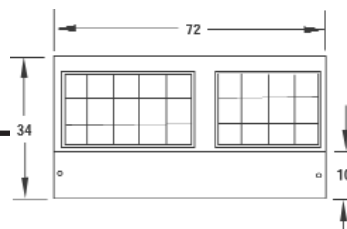
SW60-18M-FB



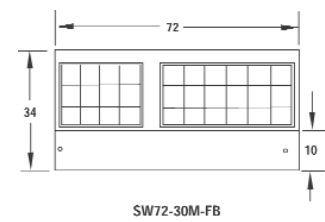
SW60-24M-FB



SW72-18M-FB



SW72-27M-FB



SW72-30M-FB



A Division of BALMAC International, Inc.  
 61 Broadway Suite 1900, New York, NY 10006-2701  
 (212) 898-9699 Fax: (212) 514-9234  
[www.bmil.com](http://www.bmil.com) - [bmil@bmil.com](mailto:bmil@bmil.com)