

Bally

REFRIGERATORS

VALUE LINE

DUAL TEMPS

Refrigerator

OVER/UNDER DUAL TEMP REFRIGERATOR/FREEZER

Utilizing Environmentally Safe, CFC-free R-134a & R-404A Refrigerant



Standard Features

- Modern, State-of-the-Art Styling
- 3" Non-CFC Polyurethane Foam Insulation
- Performance Rated Refrigeration Systems Utilizing Non-CFC Refrigerants
- Chrome Plated Flow Line Handles
- Cam-Action Lift-Off Hinges
- Self-Closing Doors
- Automatic Interior Lighting
- Magnetic Snap-In Door Gasket
- Cylinder Lock In Each Door
- Automatic Electric Condensate Evaporator
- 5" Casters
- Heavy-Duty, Epoxy-Coated Steel Shelves
- External Dial Thermometers
- Automatic Electric Defrost on Freezer Section

Standard (S/S Front, Aluminum Ends & Interior)
Suffix SA (S/S Exterior, Aluminum Interior)
Suffix SS (S/S Exterior & Interior)

Models Available

- 1RF
- 1RFE
- 1RFX

Optional Features & Accessories

- Legs
- Pan Slide Assemblies
- Stainless Steel Shelves
- Rehinging of Doors
- Glass Doors
- Stainless Steel Case Back
- Digital Thermometer
- Remote



c





**CHARACTERISTICS
DIMENSIONAL DATA**

	1RF Reach-In	1RFX Reach-In	1RFE Reach-In
Net Capacity (cu. ft.) Refrigerator	10	16	11
Net Capacity (cu.ft.) Freezer	10	16	11
Width, Overall (in.)	26	36 1/4	28 1/2
Depth, Overall (Incl. Hlds.) (in.)	35 1/2	35 1/2	35 1/2
Depth (Less Door(s) (in.)	32	32	32
Depth (Doors(s) Open 90°) (in.)	55 1/2	66	58
Clear Door Width (in.)	19 3/8	29 3/8	21 7/8
Clear Half-Door Height (in.)	27 1/2	27 1/2	27 1/2
Height, Overall (Incl. 5" Casters)(in.)	82 1/4	82 1/4	82 1/4

Half Doors	2	2	2
Shelves	4	4	4
Shelf Area (sq. ft.)	10.2	24.4	10.2
Tray Slide Capacity (Half)	11ea.	11ea.	11ea.

REFRIGERATION DATA

Condensing Unit Size (H.P.) Ref.	1/5	1/4	1/5
Condensing Unit Size (H.P.) Frz.	1/4	1/3	1/4
Capacity (BTU/hr)*Ref.	1725	1940	1725
Capacity (BTU/hr)*Frz.	1250	1590	1250

ELECTRICAL DATA

Cabinet Specifications	115/60/1	115/60/1	115/60/1
Feed Wires (Incl. Ground)	3/3	3/3	3/3
Condensing Unit Specs.	115/60/1	115/60/1	115/60/1
Total Amperes	5.3/5.4	6.9/7.6	5.3/5.4
Cabinet Amperes	.9/.9	1.6/1.6	.9/.9
Defrost Amperes	5.2	6.5	5.2
Power Supply Cord	yes/yes	yes/yes	yes/yes

SHIPPING DATA

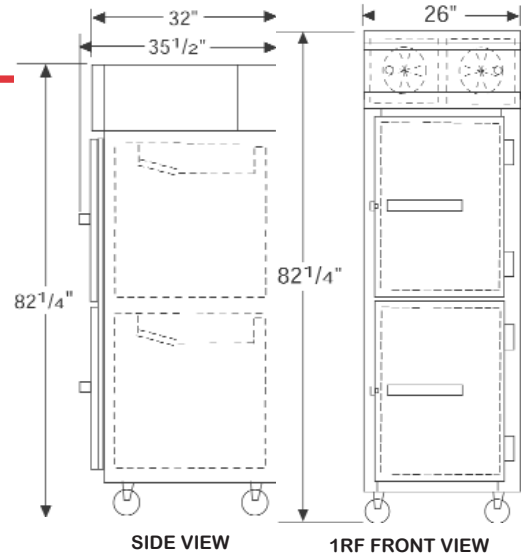
Height – crated (in.)	85 1/2	85 1/2	85 1/2
Width – crated (in.)	31 5/8	42	31 5/8
Depth – crated (in.)	42	42	42
Volume – crated (cu.ft.)	66	87	66
Weight Std – crated (lbs.)	420	440	420
Weight SS – crated (lbs.)	480	500	480
Weight Std – uncrated (lbs.)	320	340	320
Weight SS – uncrated (lbs.)	380	400	380

*Rating @ +25°F Evaporator, 90° Ambient (Refrigerator)

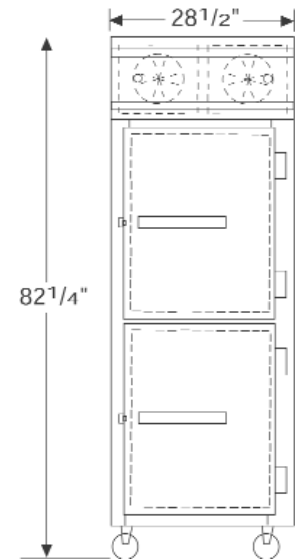
*Rating @ -15°F Evaporator, 90° Ambient (Freezer)

Note: All specifications subject to change without notice

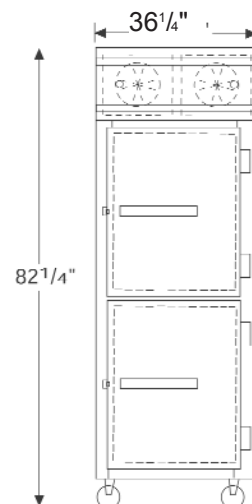
Note: If the cabinet is located directly against wall and/or under low ceiling, a minimum clearance of 2" is required.



SIDE VIEW 1RF FRONT VIEW



1RFE FRONT VIEW



1RFX FRONT VIEW



A Division of BALMAC International, Inc.
61 Broadway Suite 1900, New York, NY 10006-2701
(212) 898-9699 Fax: (212) 514-9234
www.bmil.com - bmil@bmil.com