

Bally

REFRIGERATORS

VALUE LINE REFRIGERATORS

Utilizing Environmentally Safe, CFC-free R-134a Refrigerant

Refrigerator

EXTRA-WIDE REFRIGERATORS



MODEL 1RE



MODEL 1RX



MODEL 2RE



MODEL 3RE

Standard Features

- Modern, State-of-the-Art Styling
- Performance Rated Refrigeration System Utilizing Environmentally Safe R-134a Refrigerant
- 3" Non-CFC Polyurethane Foam Insulation
- Chrome Plated Flow Line Handles
- Cam-Action Lift-Off Hinges
- Self-Closing Doors
- Automatic Interior Lighting
- Magnetic Snap-In Door Gasket
- Cylinder Lock In Each Door
- Automatic Electric Condensate Evaporator
- 5" Casters
- Heavy-Duty, Epoxy-Coated Steel Shelves
- External Dial Thermometer

Standard (S/S Front, Aluminum End Panels & Interior)

Suffix SA (S/S Exterior, Aluminum Interior)

Optional Features & Accessories

- Stainless Steel or Black Legs
- Stainless Steel Case Back
- Pan Slide Assemblies
- Increased Refrigeration Systems
- Stainless Steel Shelves
- Digital Thermometer
- Rehinging of Doors
- Half Door Model
- Remote Model
- Pass-Thru Model
- Shallow Depth Model
- Hinged Glass Door



c



VALUE LINE

REFRIGERATORS

CHARACTERISTICS	1RE One Section		1RX One Section Extra-Wide		2RE Two Section		3RE Three Section	
	Reach-In	Pass-Thru	Reach-In	Pass-Thru	Reach-In	Pass-Thru	Reach-In	Pass-Thru
DIMENSIONAL DATA								
Net Capacity (cu.ft.)	21	21	30	30	50	50	73	73
Width, Overall (in.)	28 1/2	28 1/2	36 1/4	36 1/4	57	57	85 1/2	85 1/2
Depth, Overall (Incl. Hdls.) (in.)	35 1/2	39	35 1/2	39	35 1/2	39	35 1/2	39
Depth (Less Door(s)) (in.)	32	32	32	32	32	32	32	32
Depth (Door(s) Open 90°) (in.)	58	84	66	100	58	84	58	84
Clear Door Width (in.)	21 7/8	21 7/8	29 5/8	29 5/8	21 7/8	21 7/8	21 7/8	21 7/8
Clear Full-Door Height (in.)	58 5/8	58 5/8	58 5/8	58 5/8	58 5/8	58 5/8	58 5/8	58 5/8
Clear Half-Door Height (in.)	27 1/2	27 1/2	27 1/2	27 1/2	27 1/2	27 1/2	27 1/2	27 1/2
Height, Overall (Incl. 5" Casters) (in.)	82 1/4	82 1/4	82 1/4	82 1/4	82 1/4	82 1/4	82 1/4	82 1/4
Full Door(s)	1	2	1	2	2	4	3	6
Half Door(s)	2	4	2	4	4	8	6	12
Shelves	3	3	3	3	6	6	9	9
Shelf Area (sq. ft.)	20.4	20.4	24.4	24.4	40.8	40.8	61.2	61.2
Tray Slide Capacity (Half)	11 ea.	11 ea.	11 ea.	11 ea.	11 ea.	11 ea.	11 ea.	11 ea.
Tray Slide Capacity (Full)	24 ea.	24 ea.	24 ea.	24 ea.	24 ea.	24 ea.	24 ea.	24 ea.

REFRIGERATION DATA

Condensing Unit Size (H.P.)	1/4	1/4	1/4	1/4	1/3	1/3	1/2	1/2
Capacity (BTU/Hr)*	1940	1940	2190	2190	2560	2560	4010	4010

ELECTRICAL DATA

Cabinet Specifications	115/60/1	115/60/1	115/60/1	115/60/1	115/60/1	115/60/1	115/60/1	115/60/1
Feed Wires (Incl. Ground)	3	3	3	3	3	3	3	3
Condensing Unit Specs.	115/60/1	115/60/1	115/60/1	115/60/1	115/60/1	115/60/1	115/60/1	115/60/1
Total Amperes	6.9	7.2	7.1	7.4	9.1	9.8	12.4	13.4
Cabinet Amperes	1.6	1.9	1.8	2.1	1.9	2.6	2.9	3.9
Defrost Amperes	-	-	-	-	-	-	-	-
Power Supply Cord	yes	yes	yes	yes	yes	yes	yes	yes

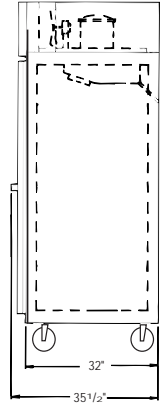
SHIPPING DATA

Height – crated (in.)	85 1/2	85 1/2	85 1/2	85 1/2	85 1/2	85 1/2	85 1/2	85 1/2
Width – crated (in.)	31 5/8	31 5/8	42	42	64	64	90	90
Depth – crated (in.)	42	42	42	42	42	42	42	42
Volume – crated (cu. ft.)	63	63	87	87	129	129	181	181
Weight Std – crated (lbs.)	330	360	430	435	560	620	785	875
Weight SS – crated (lbs.)	390	420	490	495	640	690	890	990
Weight Std – uncrated (lbs.)	230	260	330	335	390	450	575	735
Weight SS – uncrated (lbs.)	290	320	390	395	470	530	690	780

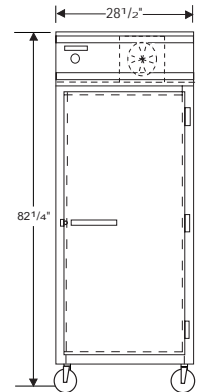
*Rating @ +25°F Evaporator, 90° Ambient

Note: If the cabinet is located directly against wall and/or under low ceiling, a minimum clearance of 2" is required.

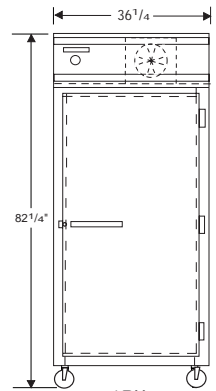
Note: All specifications subject to change without notice.



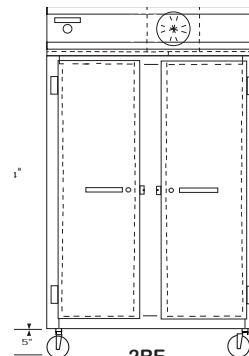
RE1,2,3 & 1RX
SIDE VIEW



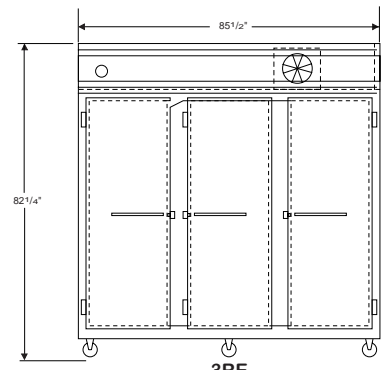
1RE
FRONT VIEW



1RX
FRONT VIEW



2RE
FRONT VIEW



3RE
FRONT VIEW



A Division of BALMAC International, Inc.

61 Broadway Suite 1900, New York, NY 10006-2701 • (212) 898-9699 Fax: (212) 514-9234 - www.bmil.com

VL1RE-9/00