

Bally

REFRIGERATORS

VALUE LINE

REFRIGERATORS

Operating with Environmentally Safe, CFC-free R-134a Refrigerant



MODEL 1RE-GD



MODEL 2RE-GD



MODEL 3RE-GD

Refrigerator

EXTRA WIDE DISPLAY REFRIGERATORS

Standard Features

- Modern, State-of-the-Art Styling
- Performance Rated Refrigeration System Utilizing Environmentally Safe R-134a Refrigerant
- 3" Non-CFC Polyurethane Foam Insulation
- Cam-Action Lift-Off Hinges
- Self-Closing Doors
- Magnetic Snap-In Door Gasket
- Cylinder Lock in Each Door
- Automatic Electric Condensate Evaporator
- 5" Casters
- Heavy-Duty, Epoxy-Coated Steel Shelves
- External Dial Thermometer
- Double-Pane, Tempered Hinged Glass Doors
- Fluorescent Interior lighting

Standard (S/S Front, Aluminum End Panels & Interior)
 Suffix SA (S/S Exterior, Aluminum Interior)
 Suffix SS (S/S Exterior & Interior)

Models Available

- Half Door
- Remote
- Pass-Thru
- Shallow Depth

Optional Features & Accessories

- Legs
- Stainless Steel Case Back
- Pan Slide Assemblies
- Increased Refrigeration Systems
- Stainless Steel Shelves
- Digital Thermometer
- Rehinging of Doors



VALUE LINE

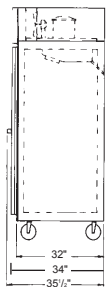
REFRIGERATORS

| CHARACTERISTICS | MODEL 1RE-GD | | MODEL 1RX-GD | | MODEL 2RE-GD | | MODEL 3RE-GD | |
|--|--------------------------------|--------------------------------|--------------------------------|--------------------------------|--------------------------------|--------------------------------|--------------------------------|--------------------------------|
| | Reach-In | Pass-Thru | Reach-In | Pass-Thru | Reach-In | Pass-Thru | Reach-In | Pass-Thru |
| DIMENSIONAL DATA | | | | | | | | |
| Net Capacity (cu. ft.) | 21 | 21 | 30 | 30 | 50 | 50 | 73 | 73 |
| Width, Overall (in.) | 28 ¹ / ₂ | 28 ¹ / ₂ | 36 ¹ / ₄ | 36 ¹ / ₄ | 57 | 57 | 85 ¹ / ₂ | 85 ¹ / ₂ |
| Depth, Overall (Incl. Hdls.) (in.) | 35 ¹ / ₂ | 39 | 35 ¹ / ₂ | 39 | 35 ¹ / ₂ | 39 | 35 ¹ / ₂ | 39 |
| Depth (Less Door(s) (in.) | 32 | 32 | 32 | 32 | 32 | 32 | 32 | 32 |
| Depth (Doors(s) Open 90°) (in.) | 58 | 84 | 66 | 100 | 58 | 84 | 58 | 84 |
| Clear Door Width (in.) | 21 ⁷ / ₈ | 21 ⁷ / ₈ | 29 ⁵ / ₈ | 29 ⁵ / ₈ | 21 ⁷ / ₈ | 21 ⁷ / ₈ | 21 ⁷ / ₈ | 21 ⁷ / ₈ |
| Clear Full-Door Height (in.) | 58 ⁵ / ₈ | 58 ⁵ / ₈ | 58 ⁵ / ₈ | 58 ⁵ / ₈ | 58 ⁵ / ₈ | 58 ⁵ / ₈ | 58 ⁵ / ₈ | 58 ⁵ / ₈ |
| Clear Half-Door Height (in.) | 27 ¹ / ₂ | 27 ¹ / ₂ | 27 ¹ / ₂ | 27 ¹ / ₂ | 27 ¹ / ₂ | 27 ¹ / ₂ | 27 ¹ / ₂ | 27 ¹ / ₂ |
| Height, Overall (Inc. 5" Casters)(in.) | 82 ¹ / ₄ | 82 ¹ / ₄ | 82 ¹ / ₄ | 82 ¹ / ₄ | 82 ¹ / ₄ | 82 ¹ / ₄ | 85 ³ / ₄ | 85 ³ / ₄ |
| No. of Full Door(s) | 1 | 2 | 1 | 2 | 2 | 4 | 3 | 6 |
| No. of Half Door(s) | 2 | 4 | 2 | 4 | 4 | 8 | 6 | 12 |
| Shelves | 4 | 4 | 4 | 4 | 8 | 8 | 12 | 12 |
| Shelf Area (sq. ft.) | 20.4 | 20.4 | 24.4 | 24.4 | 40.8 | 40.8 | 61.2 | 61.2 |
| Tray Slide Capacity (Half) | 12 ea. | 12 ea. | 12 ea. | 12 ea. | 12 ea. | 12 ea. | 12 ea. | 12 ea. |
| Tray Slide Capacity (Full) | 24 ea. | 24 ea. | 24 ea. | 24 ea. | 24 ea. | 24 ea. | 24 ea. | 24 ea. |
| REFRIGERATION DATA | | | | | | | | |
| Condensing Unit Size (H.P.) | ¹ / ₃ | ¹ / ₃ | ¹ / ₃ | ¹ / ₃ | ¹ / ₂ | ¹ / ₂ | ³ / ₄ | ³ / ₄ |
| Capacity (BTU/Hr)* | 2560 | 2560 | 2810 | 2810 | 4010 | 4010 | 5930 | 5930 |
| ELECTRICAL DATA | | | | | | | | |
| Cabinet Specifications | 115/60/1 | 115/60/1 | 115/60/1 | 115/60/1 | 115/60/1 | 115/60/1 | 115/208-230/60/1 | 115/208-230/60/1 |
| Feed Wires (Incl. Ground) | 3 | 3 | 3 | 3 | 3 | 3 | 4 | 4 |
| Condensing Unit Specs. | 115/60/1 | 115/60/1 | 115/60/1 | 115/60/1 | 115/60/1 | 115/60/1 | 208-230/60/1 | 208-230/60/1 |
| Total Amperes | 10.7 | 11.0 | 11.0 | 11.3 | 13.6 | 16.0 | 12.4 | 15.9 |
| Cabinet Amperes | 3.5 | 3.8 | 3.8 | 4.1 | 4.1 | 6.5 | 5.4 | 8.9 |
| Defrost Amperes | - | - | - | - | - | - | - | - |
| Power Supply Cord | yes | yes | yes | yes | yes | yes | no | no |
| SHIPPING DATA | | | | | | | | |
| Height – crated (in.) | 83 | 83 | 83 | 83 | 83 | 83 | 85 ¹ / ₂ | 85 ¹ / ₂ |
| Width – crated (in.) | 31 ⁵ / ₈ | 31 ⁵ / ₈ | 42 | 42 | 64 | 64 | 90 | 90 |
| Depth – crated (in.) | 42 | 42 | 42 | 42 | 42 | 42 | 42 | 42 |
| Volume – crated (cu.ft.) | 63 | 63 | 84 | 84 | 129 | 129 | 187 | 187 |
| Weight Std – crated (lbs.) | 315 | 360 | 430 | 435 | 530 | 610 | 740 | 855 |
| Weight SS – crated (lbs.) | 375 | 420 | 490 | 495 | 610 | 680 | 855 | 970 |
| Weight Std – uncrated (lbs.) | 215 | 250 | 330 | 335 | 360 | 430 | 530 | 635 |
| Weight SS – uncrated (lbs.) | 275 | 310 | 390 | 395 | 440 | 510 | 645 | 750 |

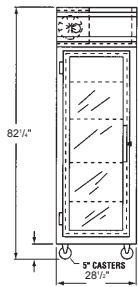
* Rating @ +25°F Evaporator, 90° Ambient

Note: All specifications subject to change without notice.

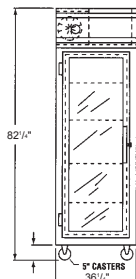
Note: If the cabinet is located directly against wall and/or under low ceiling, a minimum clearance of 2" is required.



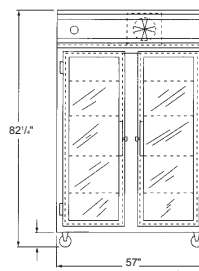
SIDE VIEW



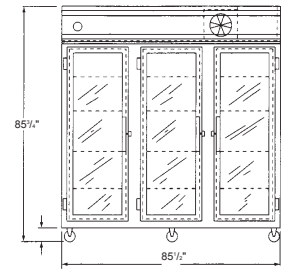
1RE-GD
FRONT VIEW



1RX-GD
FRONT VIEW



2RE-GD
FRONT VIEW



3RE-GD
FRONT VIEW



A Division of BALMAC International, Inc.
61 Broadway Suite 1900, New York, NY 10006-2701
(212) 898-9699 Fax: (212) 514-9234
www.bmil.com - bmil@bmil.com

VLREGD1001