

Bally

REFRIGERATORS



Operating with Environmentally Safe, CFC-free R-404A Refrigerant

Refrigerator

**REACH-IN
FREEZERS**

Standard Features

- Modern, State-of-the-Art Styling
- Performance Rated Refrigeration System Designed for 0°F Cabinet
- 3" Non-CFC Polyurethane Foam Insulation
- Chrome Plated Flow Line Handles
- Cam-Action Lift-Off Hinges
- Self-Closing Doors
- Automatic Interior Lighting
- Magnetic Snap-In Door Gasket
- Cylinder Lock in Each Door
- Automatic Electric Condensate Evaporator
- 5" Casters
- Heavy-Duty, Epoxy-Coated Steel Shelves
- External Dial Thermometer
- Automatic Electric Defrost



1F



3F



2F

Standard (S/S Front, Aluminum End Panels & Interior)
 Suffix SA (S/S Exterior, Aluminum Interior)
 Suffix SS (S/S Exterior & Interior)

Models Available

- Half Door
- Remote
- Pass-Thru
- Shallow Depth
- Hinged Glass Doors

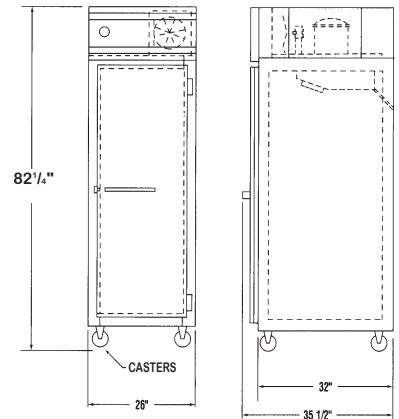
Optional Features & Accessories

- Stainless Steel Case Back
- Pan Slide Assemblies
- Increased Refrigeration Systems
- Stainless Steel Shelves
- Digital Thermometer
- Rehinging of Doors
- Legs



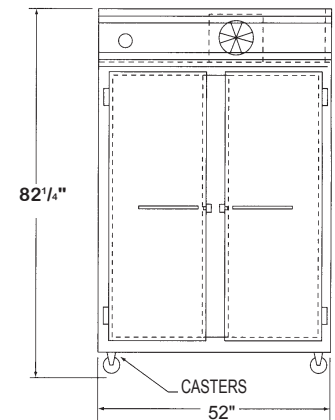


CHARACTERISTICS	1F One Section		2F Two Section		3F Three Section	
	Reach-In	Pass-Thru	Reach-In	Pass-Thru	Reach-In	Pass-Thru
DIMENSIONAL DATA						
Net Capacity (cu. ft.)	20	20	48	48	70	70
Width, Overall (in.)	26	26	52	52	78	78
Depth, Overall (Incl. Hdl.) (in.)	35 1/2	39	35 1/2	39	35 1/2	39
Depth (Less Door(s)) (in.)	32	32	32	32	32	32
Depth (Doors(s) Open 90°) (in.)	55 1/2	79	55 1/2	79	55 1/2	79
Clear Door Width (in.)	19 3/8	19 3/8	19 3/8	19 3/8	19 3/8	19 3/8
Clear Door-Door Height (in.)	58 5/8	58 5/8	58 5/8	58 5/8	58 5/8	58 5/8
Clear Half-Door Height (in.)	27 1/2	27 1/2	27 1/2	27 1/2	27 1/2	27 1/2
Height, Overall (Inc. 5" Casters)(in.)	82 1/4	82 1/4	82 1/4	85 3/4	85 3/4	85 3/4
No. of Full Door(s)	1	2	2	4	3	6
No. of Half Door(s)	2	4	4	8	6	12
No. of Shelves	3	3	6	6	9	9
Shelf Area (sq. ft.)	20.4	20.4	40.8	40.8	61.2	61.2
Tray Slide Capacity (Half)	11 ea.	11 ea.	11 ea.	11 ea.	11 ea.	11 ea.
Tray Slide Capacity (Full)	24 ea.	24 ea.	24 ea.	24 ea.	24 ea.	24 ea.

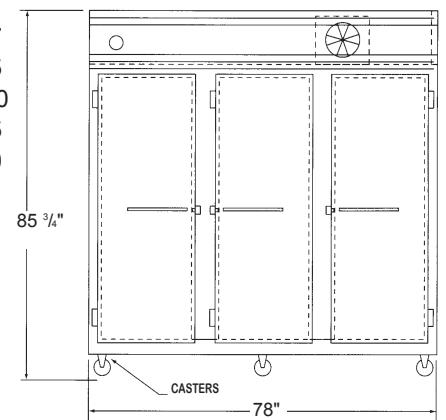


REFRIGERATION DATA	1F		2F		3F	
Condensing Unit Size (H.P.)	1/3	1/3	1/2	3/4	3/4	1
Capacity (BTU/Hr)*	1590	1590	2470	3575	3575	4325

ELECTRICAL DATA	1F		2F		3F	
Cabinet Specifications	115/60/1	115/60/1	115/60/1	115/208-230/60/1	115/208-230/60/1	115/208-230/60/1
Feed Wires (Incl. Ground)	3	3	3	4	4	4
Condensing Unit Specs.	115/60/1	115/60/1	115/60/1	208-230/60/1	208-230/60/1	208-230/60/1
Total Amperes	7.6	8.0	9.8	9.0	9.3	12.1
Cabinet Amperes	1.6	1.9	1.9	2.6	2.9	3.9
Defrost Amperes	5.2	5.2	6.5	6.5	9.6	9.6
Power Supply Cord	yes	yes	yes	no	no	no



SHIPPING DATA	1F		2F		3F	
Height – crated (in.)	85 1/2	85 1/2	85 1/2	85 1/2	85 1/2	85 1/2
Width – crated (in.)	31 5/8	31 5/8	64	64	90	90
Depth – crated (in.)	42	42	42	42	42	42
Volume – crated (cu.ft.)	65	65	133	133	187	187
Weight Std – crated (lbs.)	325	355	555	665	790	885
Weight SS – crated (lbs.)	385	415	635	745	905	1000
Weight Std – uncrated (lbs.)	225	225	385	495	580	675
Weight SS – uncrated (lbs.)	285	315	465	575	695	790



* Rating @ -15°F Evaporator, 90° Ambient

Note: All specifications subject to change without notice.

Note: If the cabinet is located directly against wall and/or under low ceiling, a minimum clearance of 2" is required.



A Division of BALMAC International, Inc.
 61 Broadway Suite 1900, New York, NY 10006-2701
 (212) 898-9699 Fax: (212) 514-9234
www.bmil.com - bmil@bmil.com