

Bally

REFRIGERATORS

VALUE LINE FREEZERS

Refrigerator

EXTRA WIDE DIPSLAY FREEZERS

Utilizing Environmentally Safe, CFC-free R-404A Refrigerant



1FE-GD



2FE-GD



3FE-GD

Standard Features

- Modern, State-of-the-Art Styling
- Performance Rated Refrigeration System Designed for 0°F Cabinet
- 3" Non-CFC Polyurethane Foam Insulation
- Cam-Action Lift-Off Hinges
- Self-Closing Doors
- Magnetic Snap-In Door Gasket
- Cylinder Lock in Each Door
- Automatic Electric Condensate Evaporator
- 5" Casters
- Heavy-Duty, Epoxy-Coated Steel Shelves
- External Dial Thermometer
- Triple-Pane, Tempered Hinged Glass Doors
- Fluorescent Interior lighting
- Thermal Expansion Valve Governs Refrigerant
- Automatic Electric Defrost

Standard (S/S Front, Aluminum End & Interior)
 Suffix SA (S/S Exterior, Aluminum Interior)
 Suffix SS (S/S Exterior & Interior)

Optional Features & Accessories

- Half Door
- Remote
- Shallow Depth
- Pan Slide Assemblies
- Digital Thermometer
- Stainless Steel Case Back
- Increased Refrigeration Systems
- Pass-Thru (Consult Factory)
- Stainless Steel or Black Legs
- Stainless Steel Shelves
- Rehinging of Doors



c





FREEZERS

CHARACTERISTICS

DIMENSIONAL DATA	1FE-GD	1FX-GD		2FE-GD		3FE-GD	
	Reach-In	Reach-In	Pass-Thru (Glass One Side)	Reach-In	Pass-Thru (Glass One Side)	Reach-In	Pass-Thru (Glass One Side)
Net Capacity (cu. ft.)	21	30	30	50	50	73	73
Width, Overall (in.)	28 ¹ / ₂	36 ¹ / ₄	36 ¹ / ₄	57	57	85 ¹ / ₂	85 ¹ / ₂
Depth, Overall (Incl. Hdls.) (in.)	35 ¹ / ₂	35 ¹ / ₂	39	35 ¹ / ₂	39	35 ¹ / ₂	39
Depth (Less Door(s) (in.)	32	32	32	32	32	32	32
Depth (Doors(s) Open 90°) (in.)	58	66	100	58	84	58	84
Clear Door Width (in.)	21 ⁷ / ₈	29 ⁵ / ₈	29 ⁵ / ₈	21 ⁷ / ₈	21 ⁷ / ₈	21 ⁷ / ₈	21 ⁷ / ₈
Clear Full-Door Height (in.)	58 ⁵ / ₈	58 ⁵ / ₈	58 ⁵ / ₈	58 ⁵ / ₈	58 ⁵ / ₈	58 ⁵ / ₈	58 ⁵ / ₈
Clear Half-Door Height (in.)	27 ¹ / ₂	27 ¹ / ₂	27 ¹ / ₂	27 ¹ / ₂	27 ¹ / ₂	27 ¹ / ₂	27 ¹ / ₂
Height, Overall (Inc. 5" Casters)(in.)	82 ¹ / ₄	85 ³ / ₄	85 ³ / ₄	85 ³ / ₄	85 ³ / ₄	85 ³ / ₄	85 ³ / ₄
No. of Full Door(s)	1	1	2	2	4	3	6
No. of Half Door(s)	2	2	4	4	8	6	12
Shelves	4	4	4	8	8	12	12
Shelf Area (sq. ft.)	20.4	24.4	24.4	40.8	40.8	61.2	61.2
Tray Slide Capacity (Half)	12 ea.	12 ea.	12 ea.	12 ea.	12 ea.	12 ea.	12 ea.
Tray Slide Capacity (Full)	24 ea.	24 ea.	24 ea.	24 ea.	24 ea.	24 ea.	24 ea.

REFRIGERATION DATA

Condensing Unit Size (H.P.)	¹ / ₂	³ / ₄	³ / ₄	1	1	1 ¹ / ₂	1 ¹ / ₂
Capacity (BTU/Hr)*	2470	3575	3575	4325	4325	6050	6050

ELECTRICAL DATA

Cabinet Specifications	115/60/1	115/208-230/60/1	115/208-230/60/1	115/208-230/60/1	115/208-230/60/1	115/208-230/60/1	115/208-230/60/1
Feed Wires (Incl. Ground)	3	4	4	4	4	4	4
Condensing Unit Specs.	115/60/1	208-230/60/1	208-230/60/1	208-230/60/1	208-230/60/1	208-230/60/1	208-230/60/1
Total Amperes	11.4	13.0	13.3	14.0	14.7	22.5	23.5
Cabinet Amperes	3.5	3.8	4.1	4.8	5.5	6.1	7.1
Defrost Amperes	5.2	6.5	6.5	9.6	9.6	10.4	10.4
Power Supply Cord	yes	no	no	no	no	no	no

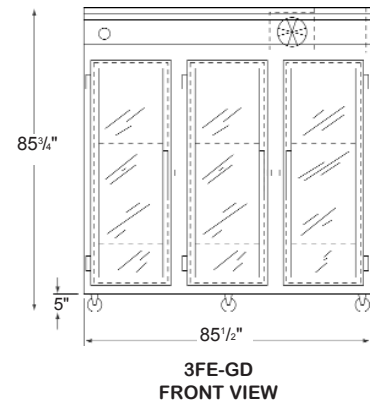
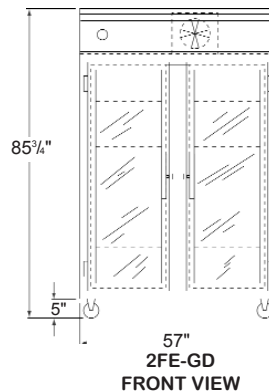
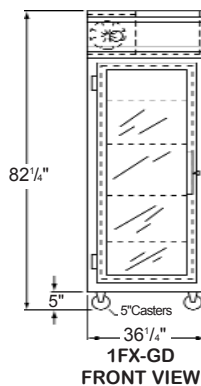
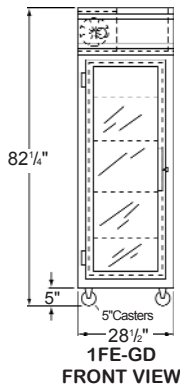
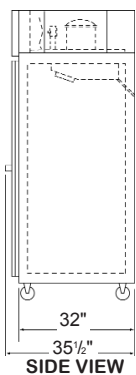
SHIPPING DATA

Height – crated (in.)	85 ¹ / ₂	85 ¹ / ₂	85 ¹ / ₂	85 ¹ / ₂	85 ¹ / ₂	85 ¹ / ₂	85 ¹ / ₂
Width – crated (in.)	31 ⁵ / ₈	42	42	64	64	90	90
Depth – crated (in.)	42	42	42	42	42	42	42
Volume – crated (cu.ft.)	63	87	87	129	129	187	187
Weight Std – crated (lbs.)	330	445	450	555	625	765	870
Weight SS – crated (lbs.)	390	505	510	625	695	870	985
Weight Std – uncrated (lbs.)	230	345	350	375	445	545	650
Weight SS – uncrated (lbs.)	290	405	410	465	525	660	765

* Rating @ -15°F Evaporator, 90° Ambient

Note: All specifications subject to change without notice.

Note: If the cabinet is located directly against wall and/or under low ceiling, a minimum clearance of 2" is required.



A Division of BALMAC International, Inc.
 61 Broadway Suite 1900, New York, NY 10006-2701
 (212) 898-9699 Fax: (212) 514-9234
www.bmil.com - bmil@bmil.com