

Bally

REFRIGERATORS

Designer-line

REFRIGERATORS

Utilizing Environmentally Safe, CFC-free R-134a Refrigerant



DLRB42-SS



DLRB67-SS

Models Available

- DLRB42-SS
- DLRB42-SS-BS
- DLRB67-SS
- DLRB67-SS-BS
- DLRB92-SS
- DLRB92-SS-BS
- DLRB117-SS
- DLRB117-SS-BS

WORKTOP REFRIGERATED BASE

Standard Features

- Stainless Steel Exterior and Interior
- Modern State-of-the-Art Styling Performance Rated Refrigeration System Utilizing Environmentally Safe R-134a Refrigerant
- Automatic, Energy Saving, Non-Electric Condensate Disposal System
- High Density, Non-CFC Polyurethane Foamed-In-Place Insulation
- Easily Accessible and Serviceable Front Slide-Out Condensing Unit
- Completely Enclosed, Vented and Removable Case Back
- Plasticized Fin Coil
- Capillary Dial Thermometer
- Chrome-Plated Hardware
- Reinforced Rigid Work Table
- One Piece Snap-In Magnetic Gaskets
- Adjustable 6" Stainless Steel Legs

Optional Features & Accessories

- Remote Models-R
- Interior Adjustable, Removable Angle Sides
- Heavy-Duty Pilasters
- Stainless Steel Rear Cover
- Back Splash - BS
- Casters
- Electric Condensate
- Heavy-Duty, Self-Closing External Roll-Out Drawers
- Wire Rod, Bun Tray Racks

Refrigeration System

The self-contained refrigeration system is mounted within a side-housing, concealed behind a stainless steel louvered grille. Full length air grille allows for even air circulation to condensing unit. A "Performance Rated", air-cooled, hermetically sealed, capillary type refrigeration system is installed in each model. Plasticized finned coil and air circulating fans are contained within an easily accessible, low profile ceiling mounted housing. Our unique air flow design allows the cabinet to be enclosed on both sides or, to be mounted flush against a wall. Our refrigeration system, fully charged with R-134a refrigerant, is designed to maintain 38°-40° Fahrenheit while operating with an unrestricted air supply in an ambient temperature of 100° Fahrenheit. All condensate water is directed to a non-electric condensate vaporizer located in the compressor compartment, thus no plumbing is required. A strict quality assurance team inspects all materials and components to certify that each model conforms to the most exacting standards. All models are performance tested for a minimum of 16 hours prior to crating.

Cabinet Construction

All materials are of top quality, and are assembled under rigid supervision conforming to strict quality assurance requirements. Case is of all metal welded construction and is internally supported and braced for rigid unit construction. Exterior cabinet back and bottom are heavy gauge galvanized steel. Work top is constructed of heavy gauge polished stainless steel for durability. Cabinet design eliminates overlapping panels with raw edges. Interior corners are rounded with a 1/4" radius for cleaning ease. All cabinet joints and seams are vapor-tight sealed. Easily removable anti-sweat door heaters, concealed by a non-metallic, non-conductive, high impact thermal breaker strip, eliminates condensation build-up on case front.

Insulation

All cabinet walls, top, and bottom have high density, foamed-in-place, non-CFC polyurethane insulation.

Shelving

Shelves are designed for heavy-duty use with .306" diameter frame and brace members and .140" diameter fill wires spaced 3/4" apart. Shelves are welded steel and epoxy-coated for a durable, long, rust-free service life. Adjustments are in 1/2" increments and a wide door opening allows the use of a variety of optional pan and tray slide types.

Door Construction

Door shells are constructed of heavy-gauge stainless steel and are internally braced and urethane-foam-insulated for rigidity. Door corners are of welded construction and polished. Replaceable snap-in door gaskets are self-adjusting, heavy-duty, magnetic type. Door handles and hinges are chrome-plated and non-corrosive. Hinges are spring loaded, heavy duty, self-closing.

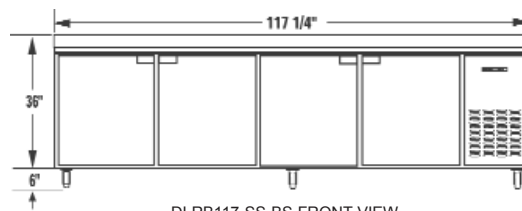
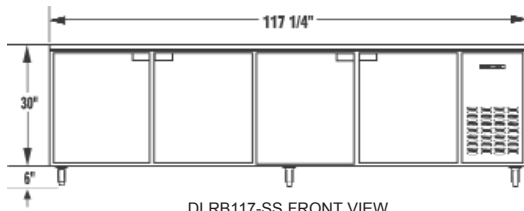
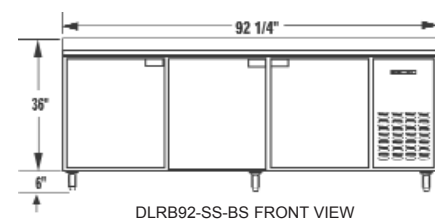
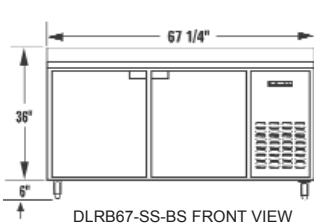
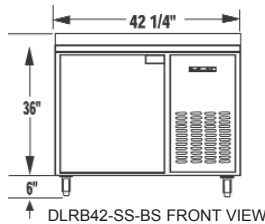
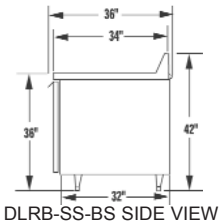
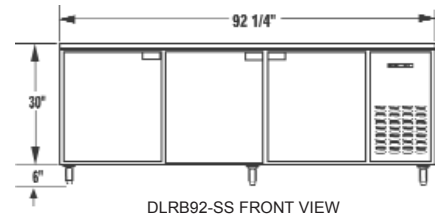
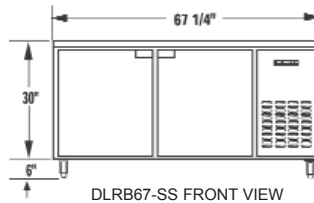
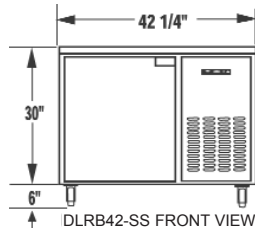
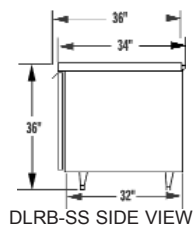


SPECIFICATIONS

DLRB42-SS DLRB42-SS-BS DLRB67-SS DLRB67-SS-BS DLRB92-SS DLRB92-SS-BS DLRB117-SS DLRB117-SS-BS

DIMENSIONAL DATA

Net Capacity (cu. ft.)	8.0	8.0	17.0	17.0	26.0	26.0	35.0	35.0
Width, Overall (in.)	42 ¹ / ₄	42 ¹ / ₄	67 ¹ / ₄	67 ¹ / ₄	92 ¹ / ₄	92 ¹ / ₄	117 ¹ / ₄	117 ¹ / ₄
Depth, Overall (incl. Hds.) (in.)	36	36	36	36	36	36	36	36
Depth, Body Only (Less Door(s))(in.)	34	34	34	34	34	34	34	34
Height, Overall (incl. 6" Legs) (in.)*	36	42	36	42	36	42	36	42
Shelf Area (sq. ft.)	3.8	3.8	8.0	8.0	12.4	12.4	16.8	16.8
Shelves	1	1	2	2	3	3	4	4
Doors	1	1	2	2	3	3	4	4
Interior Depth (in.)	28 ¹ / ₂	28 ¹ / ₂	28 ¹ / ₂	28 ¹ / ₂	28 ¹ / ₂	28 ¹ / ₂	28 ¹ / ₂	28 ¹ / ₂
Interior Height (in.)	26	26	26	26	26	26	26	26
Interior Width (in.)	22	22	47	47	72	72	97	97
Condensing Unit Size (H.P.)	¹ / ₄	¹ / ₄	¹ / ₃	¹ / ₃	¹ / ₂	¹ / ₂	¹ / ₂	¹ / ₂
Refrigerant	R-134a	R-134a	R-134a	R-134a	R-134a	R-134a	R-134a	R-134a
Cabinet Electrical	115/60/1	115/60/1	115/60/1	115/60/1	115/60/1	115/60/1	115/60/1	115/60/1
Amps	6.1	6.1	8.8	8.8	11.3	11.3	12.3	12.3
Fans	1	1	2	2	2	2	3	3
Shipping Weight (lbs.)	335	355	470	495	580	605	705	725
Shipping Height (in.)	43	43	43	43	43	43	43	43
Shipping Length (in.)	54	54	77	77	109	109	125	125
Shipping Depth (in.)	41	41	41	41	41	41	46	46



A Division of BALMAC International, Inc.
 61 Broadway, Suite 1900, New York, NY 10006-2701
 (212) 898-9699 Fax: (212) 514-9234
www.bmil.com - bmil@bmil.com