

Bally

REFRIGERATORS

Designer line

REFRIGERATORS

Utilizing Environmentally Safe, CFC-free R-134a Refrigerant



DL60-24M

Models Available

- DL27-12M
- DL48-12M
- DL48-18M
- DL60-12M
- DL60-18M
- DL60-24M
- DL72-18M
- DL72-27M
- DL72-30M

Optional Features & Accessories

- Remote Models - R
- Electric Condensate
- Additional Shelves
- Door Locks
- Single Overshelf
- Double Overshelf
- Pan Opening Sizes

SANDWICH UNIT MIGHTY TOP

Standard Features

- Unique Air Flow Distribution allows Pan Product To Maintain 33-41°F Being in Compliance With And Certified Under The New '98 NSF Standard For Preparation Units
- Modern, State-of-the-Art Styling Performance Rated Refrigeration System Utilizing Environmentally Safe R-134a Refrigerant
- Easily Serviceable Rear Mounted Compressor
- 2" Non-CFC Polyurethane Foam Insulation
- Spring Loaded, Self-Closing Door
- Magnetic Snap-in Gasket
- Adjustable 6" Legs
- Heavy Duty, Epoxy-coated Steel Shelves
- Interior Hanging Thermometer
- Mighty Tops-3 Rows of Pans
- 10" Deep Full Length Nylon Cutting Board
- Cabinet Construction Consisting of Stainless Steel Exterior and Interior
- Non-Corrosive, Plasticized Fin Evaporator Coil
- Completely Enclosed, Vented and Removable Case Back
- Automatic, Energy Saving, Non-electric Condensate Disposal
- 1/6 Size Pans, 4" Deep
- 10 ft. Cord and Plug Attached

REFRIGERATION SYSTEM

The self-contained refrigeration system is rear mounted, concealed behind a removable louvered cover. Full-length front air grille allows for even air circulation to condensing unit. A "Performance Rated", air-cooled, hermetically sealed, capillary type refrigeration system is installed in each model. Plasticized finned coil and air circulating fans are contained within an easily accessible rear mounted housing. Our unique airflow design allows the cabinet to be enclosed on both sides or to be mounted flush against a wall. Our refrigeration system, fully charged with R-134a refrigerant, is designed to maintain 38° - 40° Fahrenheit while operating with an unrestricted air supply in an ambient temperature of 100° Fahrenheit. All condensate water is directed to a non-electric condensate vaporizer located in the compressor compartment, thus no plumbing is required. A strict quality assurance team inspects all materials and components to certify that each model conforms to the most exacting standards. All models are performance tested for a minimum of 16 hours prior to crating.

CABINET CONSTRUCTION

All materials are of top quality and are assembled under rigid supervision conforming to strict quality assurance requirements. Case is of all metal welded construction and is internally supported and braced for rigid unit construction. Exterior cabinet back and bottom are heavy gauge galvanized steel. Worktop is constructed of heavy gauge polished stainless steel for durability.

Cabinet design eliminates overlapping panels with raw edges. Interior corners are rounded with a ¼" radius for cleaning ease. All cabinet joints and seams are vapor-tight sealed. An easily removable anti-sweat door heater, concealed by a non-metallic, non-conductive, high impact thermal breaker strip, eliminates condensation build-up on case front.

INSULATION

All cabinet walls, top, and bottom have high density, foamed-in-place, non-CFC polyurethane insulation.

SHELVING

Shelves are designed for heavy-duty use with .306" diameter frame and brace members and .140" diameter fill wires spaced ¾" apart. Shelves are welded steel and epoxy-coated for a durable, long, rust-free service life.

DOOR CONSTRUCTION

Door shells are constructed of heavy-gauge stainless steel and are internally braced and urethane-foam-insulated for rigidity. Door corners are of welded construction and polished. Replaceable snap-in door gaskets are self adjusting, heavy-duty, magnetic type. Door handles and hinges are chrome-plated and non-corrosive. Hinges are spring loaded, heavy duty, self-closing.



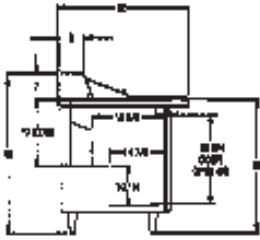
Designer line

REFRIGERATORS

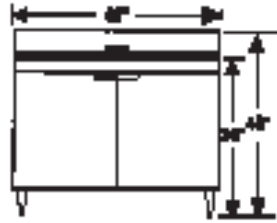
CHARACTERISTICS

DIMENSIONAL DATA

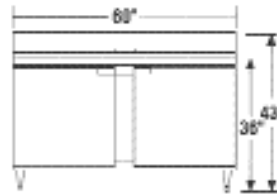
	MODEL DL27-12M	MODEL DL48-12M	MODEL DL48-18M	MODEL DL60-12M	MODEL DL60-18M	MODEL DL60-24M	MODEL DL72-18M	MODEL DL72-27M	MODEL DL72-30M
Net Capacity (cu. ft.)	7.4	13.4	13.4	17.0	17.0	17.0	20.6	20.6	20.6
1/6 Size Pans (4" Deep)	12	12	18	12	18	24	18	27	30
Width, Overall (in.)	27 ¹ / ₂	48	48	60	60	60	72	72	72
Depth, Overall (Incl. Hdl.) (in.)	34	34	34	34	34	34	34	34	34
Depth, Body only (Less Door(s)) (in.)	27 ¹ / ₂	27 ¹ / ₂	27 ¹ / ₂	27 ¹ / ₂	27 ¹ / ₂	27 ¹ / ₂	27 ¹ / ₂	27 ¹ / ₂	27 ¹ / ₂
Depth, Cutting Board	10	10	10	10	10	10	10	10	10
Height (Incl. 6" Legs)	43	43	43	43	43	43	43	43	43
Shelf Area (sq.ft.)	3.5	6.8	6.8	8.1	8.1	8.1	10.2	10.2	10.2
Shelves	1	2	2	2	2	2	3	3	3
Doors	1	2	2	2	2	2	3	3	3
Condensing Unit Size (H.P.)	¹ / ₅	¹ / ₅	¹ / ₅	¹ / ₄	¹ / ₄	¹ / ₄	¹ / ₄	¹ / ₄	¹ / ₄
Refrigerant	R134a	R134a	R134a	R134a	R134a	R134a	R134a	R134a	R134a
Cabinets Electric	115/60/1	115/60/1	115/60/1	115/60/1	115/60/1	115/60/1	115/60/1	115/60/1	115/60/1
Amps	6.2	7.1	7.1	8.2	8.2	8.2	9.0	9.0	9.0
Fans	2	3	3	3	3	3	4	4	4
Interior Depth (in.)	20	20	20	20	20	20	20	20	20
Interior Height (in.)	26 ¹ / ₄	26 ¹ / ₄	26 ¹ / ₄	26 ¹ / ₄	26 ¹ / ₄	26 ¹ / ₄	26 ¹ / ₄	26 ¹ / ₄	26 ¹ / ₄
Interior Width (in.)	24 1/2	44	44	56	56	56	68	68	68
Shipping Weight (lbs.)	188	282	285	319	322	330	398	414	420
Shipping Height (in.)	43 ¹ / ₄	43 ¹ / ₄	43 ¹ / ₄	43 ¹ / ₄	43 ¹ / ₄	43 ¹ / ₄	43 ¹ / ₄	43 ¹ / ₄	43 ¹ / ₄
Shipping Length (in.)	35 ³ / ₄	64	64	68 ¹ / ₄	68 ¹ / ₄	68 ¹ / ₄	80 ¹ / ₄	80 ¹ / ₄	80 ¹ / ₄
Shipping Depth (in.)	46	46	46	46	46	46	46	46	46



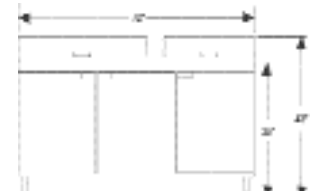
SIDE VIEW DIMENSIONS



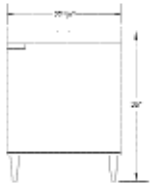
DL48-12M, 18M FRONT VIEW



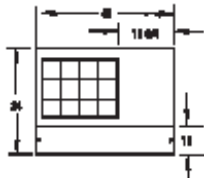
DL60-12M, 18M, 24M FRONT VIEW



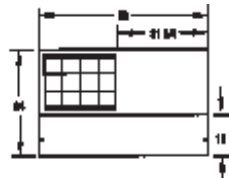
DL72-18M, 27M, 30M FRONT VIEW



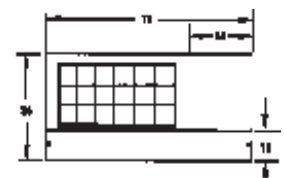
DL27-12M FRONT VIEW



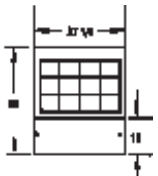
DL48-12M TOP VIEW



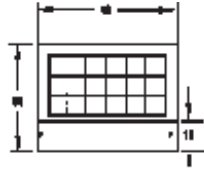
DL60-12M TOP VIEW



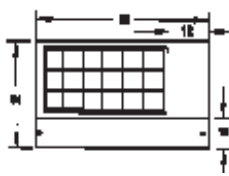
DL72-18M TOP VIEW



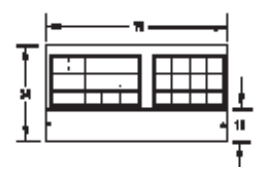
DL27-12M TOP VIEW



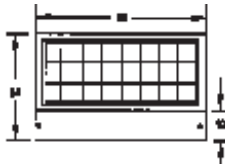
DL48-18M TOP VIEW



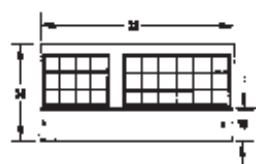
DL60-18M TOP VIEW



DL72-27M TOP VIEW



DL60-24M TOP VIEW



DL72-30M TOP VIEW



A Division of BALMAC International, Inc.
 61 Broadway, Suite 1900, New York, NY 10006-2701
 (212) 898-9699 Fax: (212) 514-9234
 www.bmil.com - bmil@bmil.com