

Bally

REFRIGERATORS

Designer line

FREEZERS

WORK TOP FREEZER BASES

Standard Features

Utilizing Environmentally Safe, CFC-free R-404A Refrigerant



Model DLFB42-SS



Model DLFB67-SS

- Stainless Steel Exterior and Interior
- Modern State-of-the-Art Styling
- Performance Rated Refrigeration System Utilizing Environmentally Safe R-404A Refrigerant
- Automatic, Energy Saving, Non-Electric Condensate Disposal System
- High Density, Non-CFC Polyurethane Foamed-In-Place Insulation
- Easily Accessible and Serviceable Front Slide-Out Condensing Unit
- Completely Enclosed, Vented and Removable Case Back
- Plasticized Fin Coil
- Capillary Dial Thermometer
- Chrome-Plated Hardware
- Reinforced Rigid Work Table
- One Piece Snap-In Magnetic Gaskets
- Adjustable 6" Stainless Steel Legs
- Automatic Electric Defrost

MODELS AVAILABLE

- DLFB42-SS
- DLFB42-SS-BS
- DLFB67-SS
- DLFB67-SS-BS
- DLFB92-SS
- DLFB92-SS-BS

Optional Features & Accessories

- Remote Models—R
- Interior Adjustable, Removable Angle Sides
- Heavy-Duty Pilasters
- Wire Rod, Bun Tray Racks
- Electric Condensate
- Heavy-Duty, Self Closing External Roll-Out Drawers
- Stainless Steel Rear Cover
- Back Splash - BS
- Casters

Refrigeration System

The self-contained refrigeration system is mounted with a side mounted housing, concealed behind a stainless steel louvered grille. Full length air grille allows for even air circulation to condensing unit. A "Performance Rated", air-cooled, hermetically sealed, capillary type refrigeration system is installed in each model. Plasticized finned coil and air circulating fans are contained within an easily accessible, low profile ceiling mounted housing. Our unique air flow design allows the cabinet to be enclosed on both sides, or to be mounted flush against a wall. Our refrigeration system, fully charged with R-404A refrigerant, is designed to maintain 0° Fahrenheit while operating with an unrestricted air supply in an ambient temperature of 100° Fahrenheit. All condensate water is directed to a non-electric condensate vaporizer located in the compressor compartment, thus no plumbing is required. A strict quality assurance team inspects all materials and components to certify that each model conforms to the most exacting standards. All models are performance tested for a minimum of 16 hours prior to crating.

Cabinet Construction

All materials are of top quality, and are assembled under rigid supervision conforming to strict quality assurance requirements. Case is of all metal welded construction and is internally supported and braced for rigid unit construction. Exterior cabinet back and bottom are heavy gauge galvanized steel. Work top is constructed of heavy gauge polished stainless steel for durability. Cabinet design eliminates overlapping panels with raw edges. Interior corners are rounded with a 1/4" radius for cleaning ease. All cabinet joints and seams are vapor-tight sealed. Easily removable anti-sweat door heaters, concealed by a non-metallic, non-conductive, high impact thermal breaker strip, eliminates condensation build-up on case front.

Insulation

All cabinet walls, top, and bottom have high density, foamed-in-place, non-CFC polyurethane insulation.

Shelving

Shelves are designed for heavy-duty use with .306" diameter frame and brace members and .140" diameter fill wires spaced 3/4" apart. Shelves are welded steel and epoxy-coated for a durable, long, rust-free service life. Adjustments are in 1/2" increments and a wide door opening allows the use of a variety of optional pan and tray slide types.

Door Construction

Door shells are constructed of heavy-gauge stainless steel and are internally braced and urethane-foam-insulated for rigidity. Door corners are of welded construction and polished. Replaceable snap-in door gaskets are self-adjusting, heavy-duty, magnetic type. Door handles and hinges are chrome-plated and non-corrosive. Hinges are spring loaded, heavy duty, self-closing.

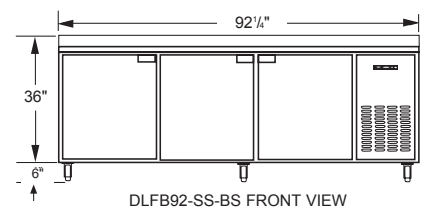
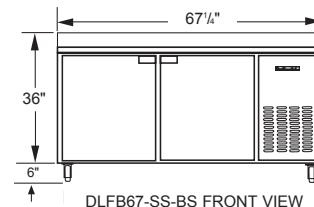
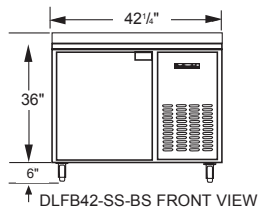
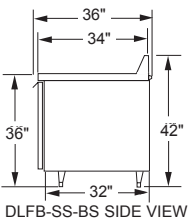
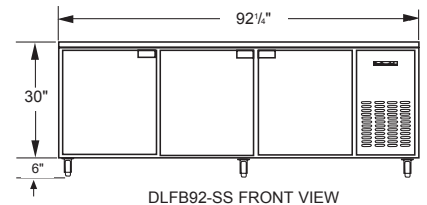
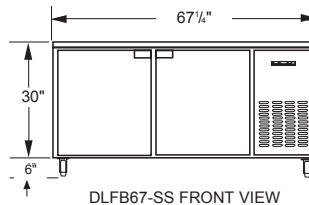
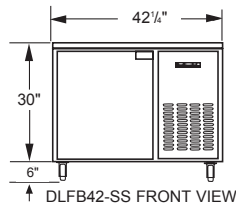
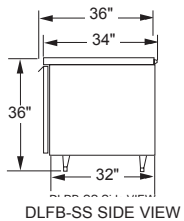


Designer line

FREEZERS

SPECIFICATIONS

| | MODEL DLFB42-SS | MODEL DLFB42-SS-BS | MODEL DLFB67-SS | MODEL DLFB67-SS-BS | MODEL DLFB92-SS | MODEL DLFB92-SS-BS |
|--|--------------------------------|--------------------------------|--------------------------------|--------------------------------|--------------------------------|--------------------------------|
| DIMENSIONAL DATA | | | | | | |
| Net Capacity (cu. ft.) | 8.0 | 8.0 | 17.0 | 17.0 | 26.0 | 26.0 |
| Width, Overall (in.) | 42 ¹ / ₄ | 42 ¹ / ₄ | 67 ¹ / ₄ | 67 ¹ / ₄ | 92 ¹ / ₄ | 92 ¹ / ₄ |
| Depth, Overall (incl. Hlds.) (in.) | 36 | 36 | 36 | 36 | 36 | 36 |
| Depth, Body Only (Less Door(s))(in.) | 34 | 34 | 34 | 34 | 34 | 34 |
| Height, Overall (incl. 6" Legs) (in.)* | 36 | 42 | 36 | 42 | 36 | 42 |
| Shelf Area (sq. ft.) | 3.8 | 3.8 | 8.0 | 8.0 | 12.4 | 12.4 |
| Shelves | 1 | 1 | 2 | 2 | 3 | 3 |
| Doors | 1 | 1 | 2 | 2 | 3 | 3 |
| Interior Depth (in.) | 28 ¹ / ₂ | 28 ¹ / ₂ | 28 ¹ / ₂ | 28 ¹ / ₂ | 28 ¹ / ₂ | 28 ¹ / ₂ |
| Interior Height (in.) | 26 | 26 | 26 | 26 | 26 | 26 |
| Interior Width (in.) | 22 | 22 | 47 | 47 | 72 | 72 |
| Condensing Unit Size (H.P.) | 1/4 | 1/4 | 1/3 | 1/3 | 1/2 | 1/2 |
| Refrigerant | R-404A | R-404A | R-404A | R-404A | R-404A | R-404A |
| Cabinet Electrical | 115/60/1 | 115/60/1 | 115/60/1 | 115/60/1 | 115/60/1 | 115/60/1 |
| Amps | 5.2 | 5.2 | 7.6 | 7.6 | 9.9 | 9.9 |
| Fans | 1 | 1 | 2 | 2 | 2 | 2 |
| Shipping Weight (lbs.) | 335 | 355 | 470 | 495 | 580 | 605 |
| Shipping Height (in.) | 43 | 43 | 43 | 43 | 43 | 43 |
| Shipping Length (in.) | 54 | 54 | 77 | 77 | 109 | 109 |
| Shipping Depth (in.) | 41 | 41 | 41 | 41 | 41 | 41 |



A Division of BALMAC International, Inc.
 61 Broadway, Suite 1900, New York, NY 10006-2701
 212-898-9699 • 1-800-677-BMIL • FAX 212-514-9234
www.bmil.com - bmil@bmil.com